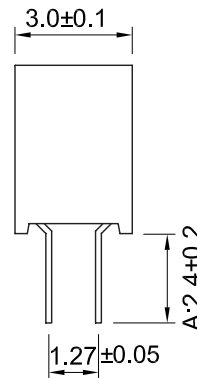
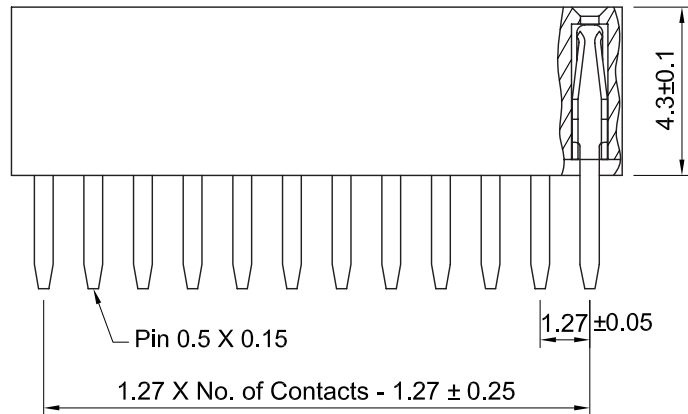
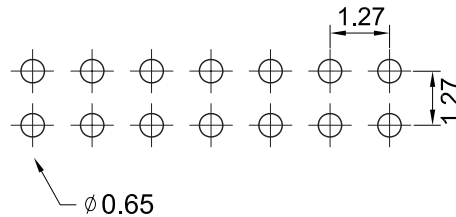


### Recommended P.C. Board Hole Layout



## Specifications

Current Rating: 1 Amps  
 Insulator Resistance: 1000 Megohms min.  
 Contact Resistance: 20 m ohms max.  
 Dielectric Withstanding: AC 300V  
 Operating Temperature : -40°C ~ +125°C  
 Contact Material: Phosphor Bronze  
 Insulator Material: Polyester, UL 94V-0, Nylon-6T  
 Contact Plated: See Option / Standard = Full Gold Flash

## Part Numbering System

**FH7-SD-433024 - XX - X X N**

Series \_\_\_\_\_  
 No. of Pins \_\_\_\_\_  
 Contact Plating \_\_\_\_\_  
 Packing Method: \_\_\_\_\_  
 B = Tube

Insulator Material: \_\_\_\_\_  
 N = High Temperature Nylon-6T

* Contact Plating Option	Full Gold Plating	Gold Plated On Contact Area Tin Plated on Solder Area	Full Tin Plating
	G : Gold Flash G10: Gold 10u" G15: Gold 15u" G30: Gold 30u"	S: Gold Flash S10: Gold 10u" S15: Gold 15u" S30: Gold 30u"	T: Tin 100u"

General Tolerance	
X. ± 0.50	X.° ± 5°
.X ± 0.20	.X° ± 2°
.XX ± 0.10	.XX° ± 1°
Units : mm	